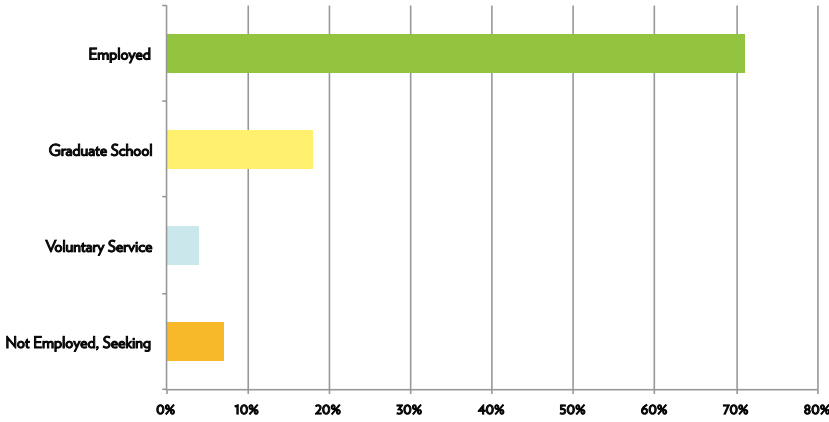


Graduate Survey

Graduates are educated to think about important issues with clarity, wisdom, and a deep understanding of the Christian faith. They make an impact at organizations, companies and graduate schools around the country and abroad. This summary of the annual Graduate Survey gives a six-month snapshot of the Class of 2016.

Class Overview



CLASS OF 2016

93% In the workforce or graduate school within six months




71%
Employed



18%
Graduate School

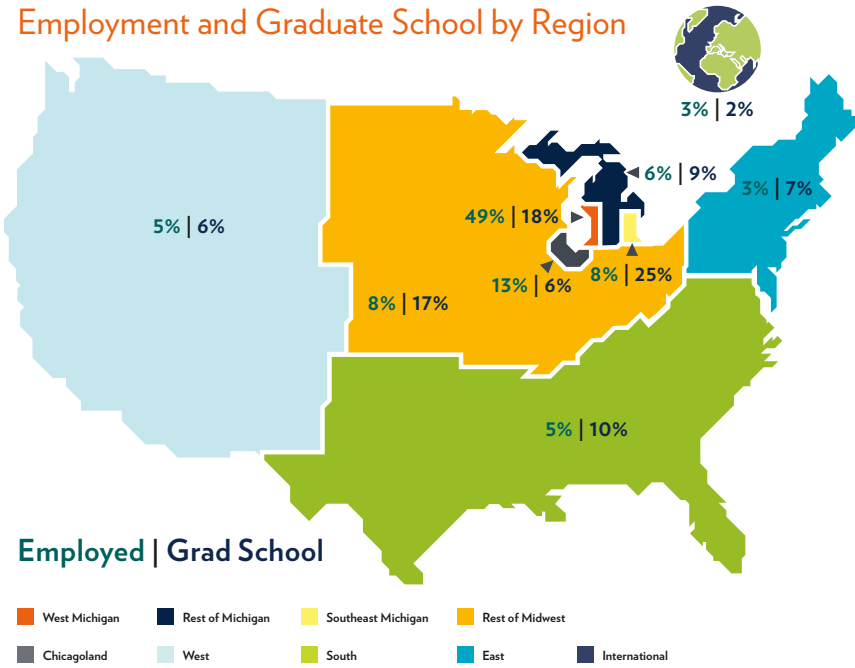


4%
Voluntary Service



7%
Not Employed, Seeking

Employment and Graduate School by Region



Employed | Grad School

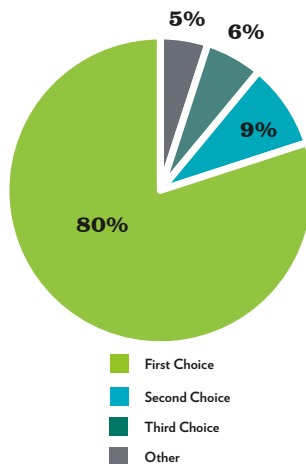
Job Satisfaction

84% satisfied or very satisfied



Choice of Grad School

89% in their first or second choice school



SAMPLE EMPLOYERS

- Accenture
- Bethany Christian Services
- Chicago Police Department
- Deloitte
- Dow Chemical Company
- Fiat Chrysler
- Gentex Corporation
- Grand Rapids Public Schools
- Helen DeVos Children's Hospital
- Herman Miller
- The House Theatre of Chicago
- Jellyvision
- Plante Moran
- Spectrum Health
- Stryker Corporation
- Tesla Motors
- University of Michigan Health System
- Walt Disney
- Whirlpool
- Yelp

SAMPLE GRAD SCHOOLS

- Carnegie Mellon University
- Case Western Reserve University
- DePaul University
- Emory University
- Georgia Tech University
- Grand Valley State University
- Michigan State University
- Northwestern University
- Notre Dame University
- Purdue University
- Stanford University
- The Ohio State University
- Oregon State University
- University of Chicago
- University of Michigan
- Villanova University
- Western Michigan University
- Xavier University

A NETWORK OF RESOURCES

1,000s
1,000s of internships a year

\$5 MM
\$5 million in active grants that support student research

300+
300-plus off-campus study programs in 60 countries

33,000
Over 33,000 alumni in every state and over 80 countries

Career Development Center

The Career Development Center assists students and alumni with all aspects of career planning, including choosing a major/career, exploring interests, developing effective searches, or applying to graduate schools. The primary mission of the office is to integrate academic and career interests in order to prepare students for lives of leadership and service in a global society.

Learn more at hope.edu/career

Alumni Association

The Hope College Alumni Association hosts an online career center where you can work on your résumé, join and use the Career Resource Network, volunteer, find job postings, connect with social media and sign up for events.

Connect at hope.edu/alumni

JobStop

Students and alumni can browse hundreds of internships and job postings on Hope's online job board.

Start searching at jobstop.hope.edu

CONNECT WITH US

 hope.edu

 facebook.com/hopecollege

 instagram.com/hopecollege

 youtube.com/hopecollege

 twitter.com/hopecollege

 [hope_college](https://snapchat.com/hope_college)

The Hope Experience

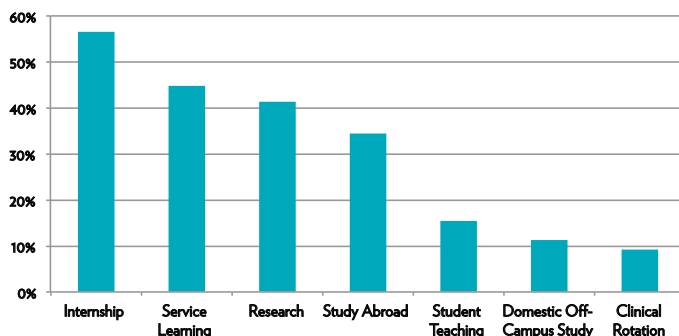
- 89% shared that they connected one-on-one with a faculty or staff member about their future vocational path.
- 73% agree that Hope equipped them to be aware of Christian theological perspectives when thinking through complex issues.
- 87% are likely to refer someone else to Hope College for their education.
- 87% were active in extracurricular activities and organizations.
- 84% of those employed full-time are employed in their field of study.

Experiential Learning

91% participated in some form of experiential learning.

46% participated in an off-campus study experience (domestic or international).

76% had an internship or job that allowed them to apply what they were learning in the classroom.



Top Ten Majors (by number of graduates)

Psychology (12%)	English (6%)
Management (11%)	Accounting (6%)
Education Certified (10%)	Communication (5%)
Biology (7%)	Exercise Science (5%)
Nursing (6%)	Chemistry (5%)

About the Graduate Survey

The Hope College Graduate Survey is administered annually by Alumni and Family Engagement, the Career Development Center and Admissions. Graduates are contacted five to six months after graduation by email, mail and telephone and asked to complete the online survey.

During October and November of 2016, 68% of the graduating Class of 2016 participated in the survey.

For departmental level data and analysis or to see survey data from previous years, please contact Herb Dershem, Director of Institutional Research, at dershem@hope.edu.



Office of Alumni and Family Engagement | PO Box 9000 | Holland, Michigan 49422-9000
616.395.7250 | hope.edu/alumni | alumni@hope.edu