

# GRADUATE SURVEY

## CLASS OF 2018

Hope graduates are educated to think about important issues with clarity, wisdom and a deep understanding of the Christian faith. They make an impact at organizations, companies and graduate schools around the country and abroad. This summary of the annual Graduate Survey gives a six-month snapshot of the Class of 2018.

### CLASS SNAPSHOT

**96%** in the workforce or graduate school within six months



**70%**  
EMPLOYED



**24%**  
GRADUATE SCHOOL





**2%**  
VOLUNTARY SERVICE



**4%**  
NOT EMPLOYED, SEEKING



**90%**   
participated in experiential learning opportunities, such as internships, off-campus study and collaborative student-faculty research

**88%**   
connected with a faculty or staff member about their vocational future   
  


# CLASS OVERVIEW

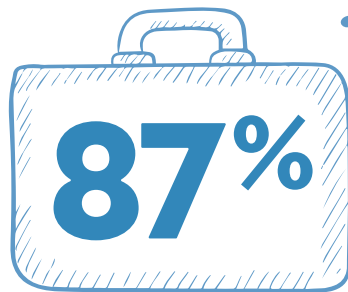
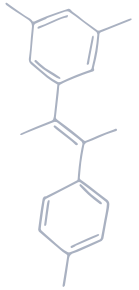
## TOP MAJORS (by number of graduates)

Business  
Education  
Psychology

Engineering  
Exercise Science  
Biology

Nursing  
Communication  
Social Work

English  
Chemistry

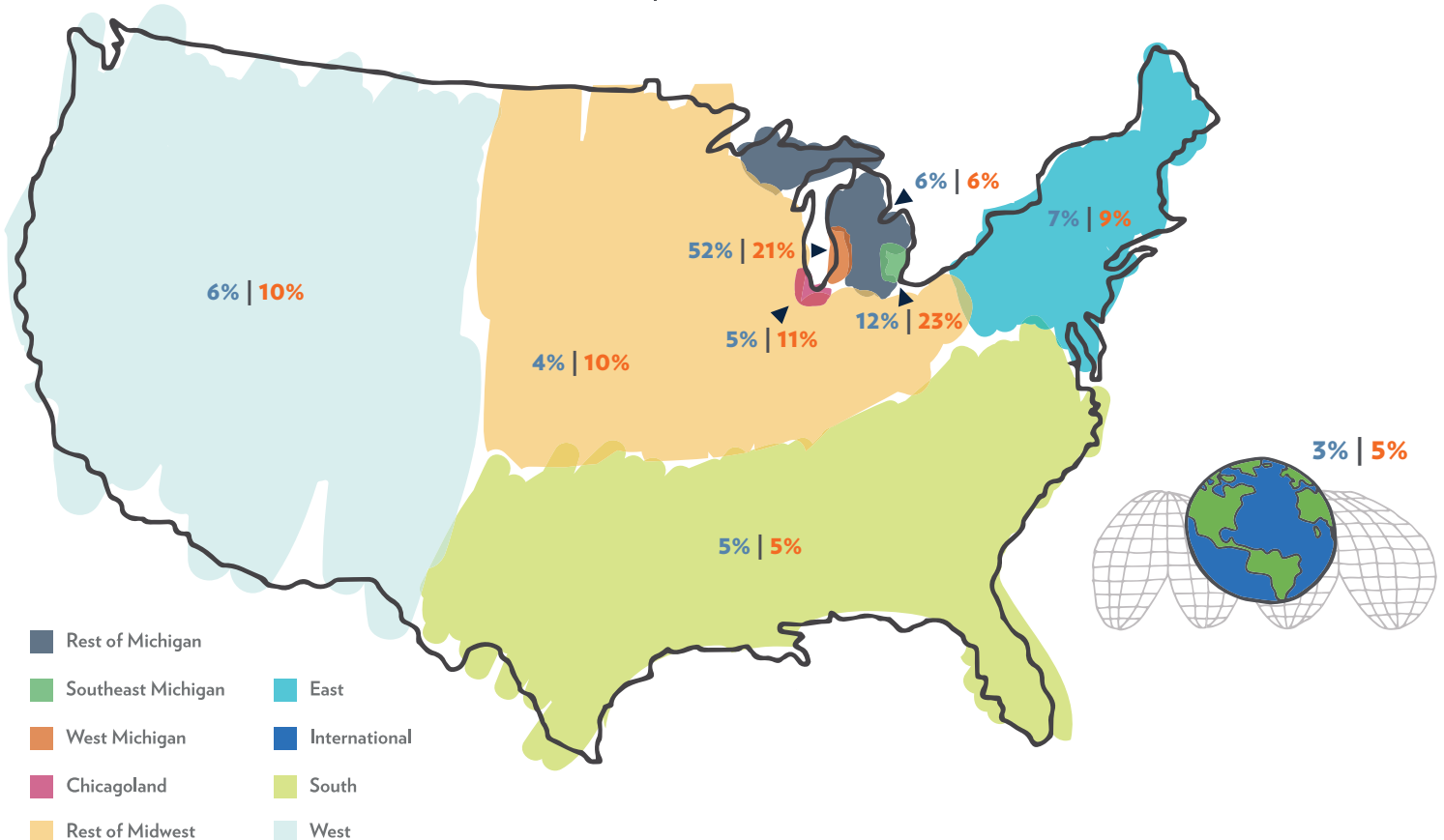


of those employed full-time are employed in their field of study



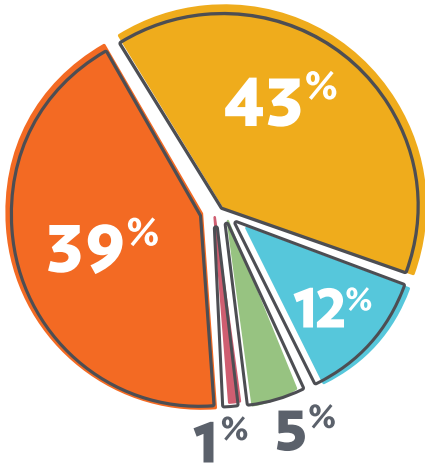
# EMPLOYMENT AND GRADUATE SCHOOL BY REGION

% EMPLOYED | % GRAD SCHOOL



# EMPLOYMENT

(6 MONTHS AFTER GRADUATION)



**82%**

are satisfied or very satisfied with their employment



Very Satisfied Satisfied Neither Dissatisfied Very Dissatisfied

## RECENT EMPLOYERS

Accenture  
Apple  
Beaumont Health  
Coca-Cola  
Commonwealth/McCann  
Deloitte  
Dow Chemical Company  
ExxonMobil

General Motors  
Helen DeVos Children's Hospital  
Herman Miller  
JP Morgan Chase  
Kellogg's  
Mayo Clinic  
Peace Corps

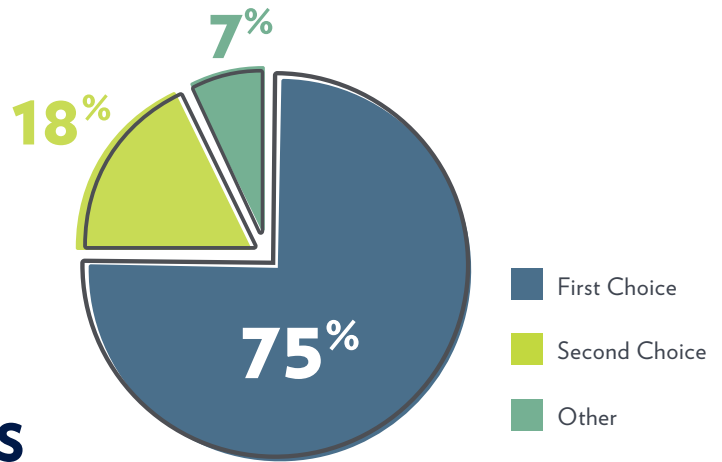
Plante Moran  
Spectrum Health  
Steppenwolf Theatre Company  
Teach for America  
Tesla Motors  
Walt Disney Company  
Whirlpool Corporation

## GRADUATE SCHOOL



**93%**

of those who applied were accepted to their first or second choice graduate school



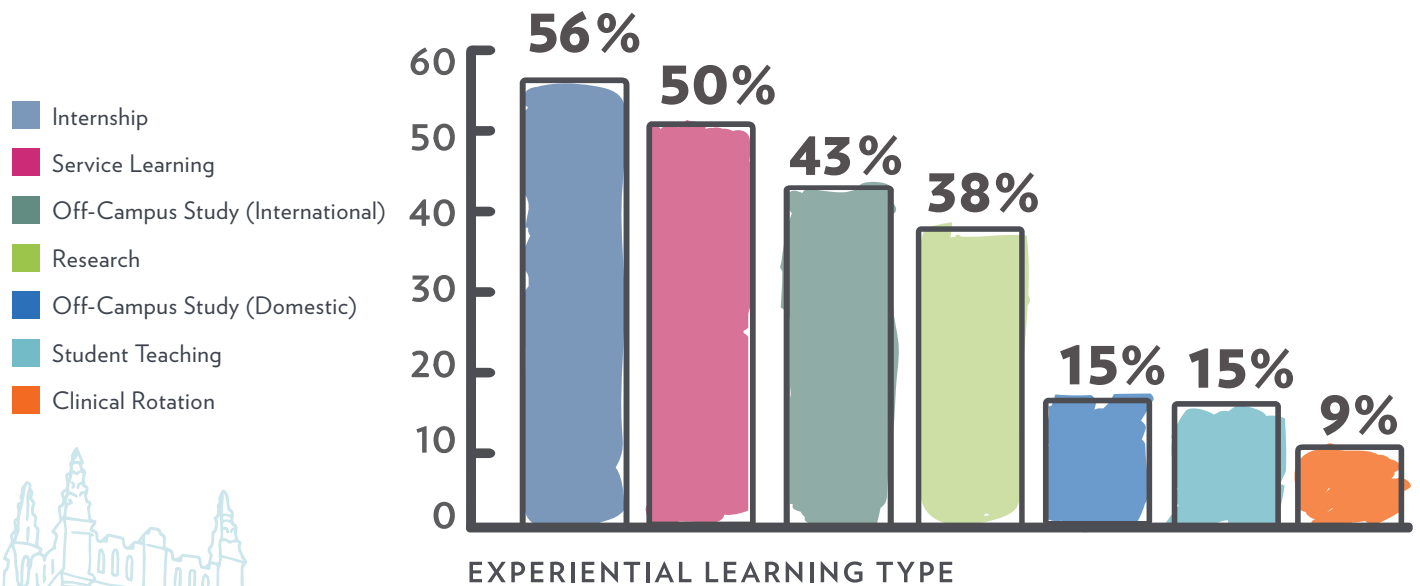
## RECENT GRADUATE SCHOOLS

California Polytechnic State University  
Carnegie Mellon University  
Columbia University  
Cornell University  
Duke University  
Georgetown University  
Harvard University

Johns Hopkins University  
London School of Economics  
Massachusetts Institute of Technology  
Mayo Clinic Medical School  
Northwestern University  
Princeton University  
University of California, Berkeley

University of Chicago  
University of Edinburgh  
University of Michigan  
University of Notre Dame  
Vanderbilt University  
Western Theological Seminary  
Yale University

## EXPERIENTIAL LEARNING



**82%**

of the Class of 2018 said that Hope equipped them to be aware of Christian ideas and theological perspectives when thinking through decisions and complex issues

## CAMPUS RESOURCES

### BOERIGTER CENTER FOR CALLING AND CAREER

The principal goal of the Boerigter Center is to teach students how to engage in lifelong practices of career development.

- Discern: Identify strengths and interests, absorb the liberal arts and deepen sense of vocation and core character.
- Prepare: Explore paths, expand intellect, develop skills and extend perspectives through experiences on campus and around the world.
- Pursue: Strategize for life after college, activate networks and achieve next steps.

### ALUMNI ASSOCIATION

In partnership with the Boerigter Center for Calling and Career, the Alumni Association hosts an online career center where you can work on your résumé, join and use the Career Resource Network, volunteer, find job postings, connect with social media and sign up for events. Connect at [hope.edu/alumni](http://hope.edu/alumni).

### HANDSHAKE

Students and alumni can browse thousands of job and internship postings on Hope's online job board, Handshake. Start searching at [hope.edu/handshake](http://hope.edu/handshake).

*The Hope College Graduate Survey is administered annually by Alumni and Family Engagement, Boerigter Center for Calling and Career and Admissions. Graduates are contacted five to six months after graduation by email, mail and telephone and asked to complete the online survey. During October and November of 2018, 63% of the graduating Class of 2018 participated in the survey. For departmental level data and analysis or to see survey data from previous years, please contact the Frost Research Center at 616.395.7556 or [frostcenter@hope.edu](mailto:frostcenter@hope.edu)*