








PARKING LOT WITH  
HANDICAP PARKING

Grad Candidate  
Entrance Stairs

BLEACHER GUEST SEATING

### MAP KEY

-  Grad Candidate Seating
-  Guest/Faculty Seating
-  Walk to Seating
-  Seating
-  Public Restroom
-  Parking Lot
-  Professional Photographer

CEMETERY

END ZONE

FACULTY LINE UP

↑ LEFT SECTION SEATS 1-12 ↓  
 1L 2L 3L 4L 5L 6L 7L 8L 9L 10L 11L 12L 13L 14L 15L 16L 17L 18L 19L 20L 21L 22L 23L 24L 25L 26L 27L 28L 29L 30L

FACULTY LINE UP

↑ RIGHT SECTION SEATS 13-24 ↓  
 1R 2R 3R 4R 5R 6R 7R 8R 9R 10R 11R 12R 13R 14R 15R 16R 17R 18R 19R 20R 21R 22R 23R 24R 25R 26R 27R 28R 29R 30R

10 - 20 - 30 - 40 - 50 - 40 - 30 - 20 - 10

GUEST SEATING FACULTY SEATING

GRAD CANDIDATE SEATING LEFT SECTION

GRAD CANDIDATE SEATING RIGHT SECTION

STAGE

END ZONE

DEWITT TENNIS CENTER

10 - 20 - 30 - 40 - 50 - 40 - 30 - 20 - 10

GUEST SEATING

BLEACHER GUEST SEATING

